Q1 If your felt you had an urgent medical problem, were you able to speak to the doctor?

Answered: 61 Skipped: 1

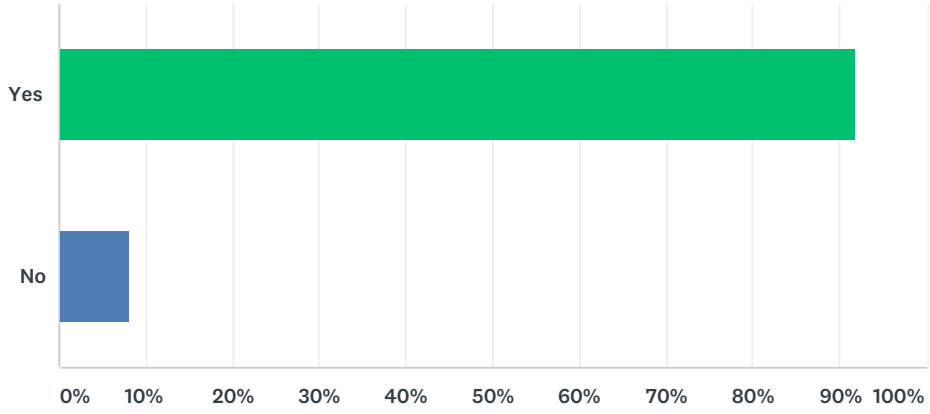

ANSWER CHOICES	RESPONSES	
Yes	91.80%	56
No	8.20%	5
TOTAL		61

Q2 Did you feel you received the appropriate advice/outcome from the telephone appointment?

Answered: 61 Skipped: 1

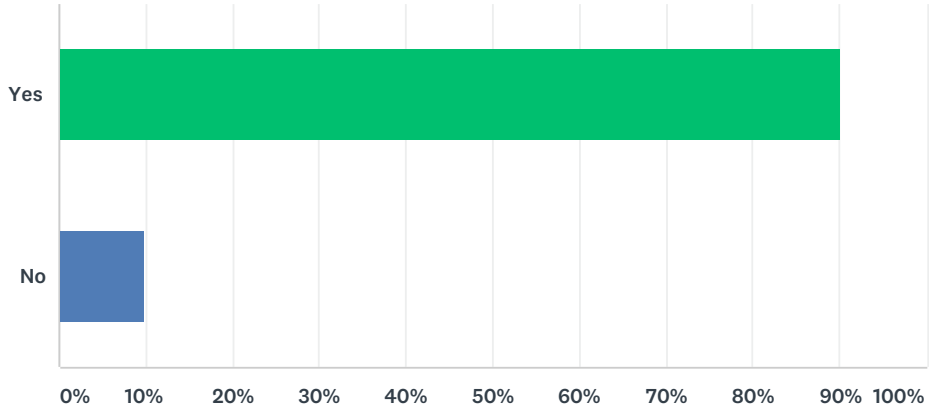

ANSWER CHOICES	RESPONSES	
Yes	90.16%	55
No	9.84%	6
TOTAL		61

Q3 If you did not need to be seen for an appointment, was the telephone service a more efficient use of your time than waiting for a face to face appointment?

Answered: 55 Skipped: 7

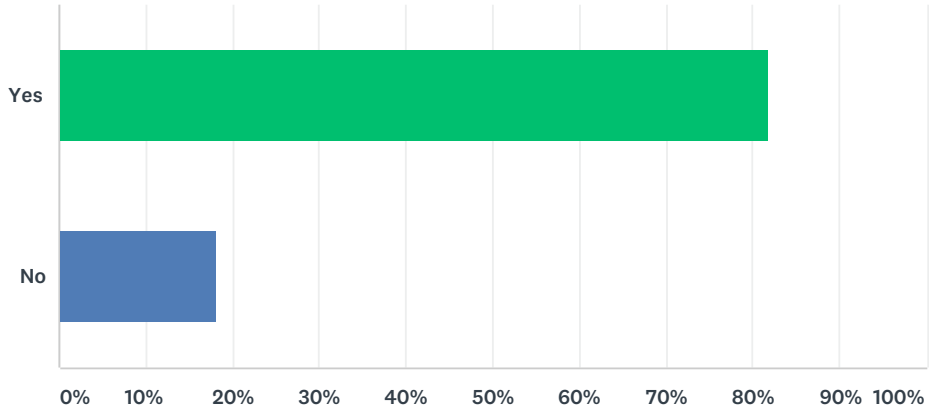

ANSWER CHOICES	RESPONSES	
Yes	81.82%	45
No	18.18%	10
TOTAL		55

Q4 Would the telephone triage service be your preferred initial approach to access urgent medical advice?

Answered: 57 Skipped: 5

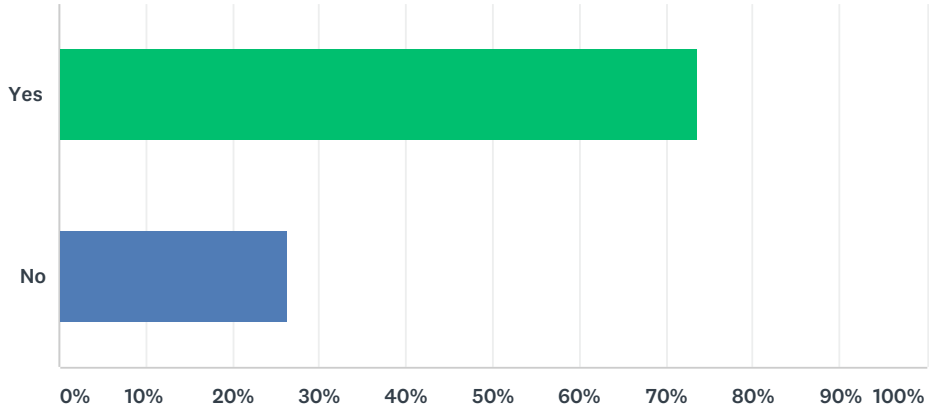

ANSWER CHOICES	RESPONSES	
Yes	73.68%	42
No	26.32%	15
TOTAL		57

Q5 Overall, how satisfied or dissatisfied are you with the telephone triage system?

Answered: 62 Skipped: 0

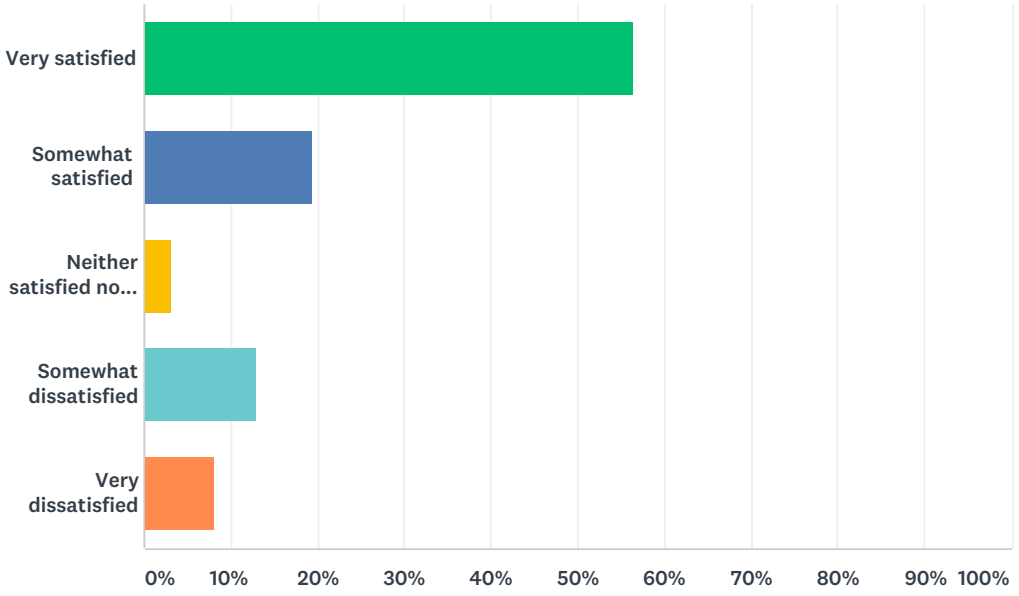

ANSWER CHOICES	RESPONSES	
Very satisfied	56.45%	35
Somewhat satisfied	19.35%	12
Neither satisfied nor dissatisfied	3.23%	2
Somewhat dissatisfied	12.90%	8
Very dissatisfied	8.06%	5
TOTAL		62

Q6 Do you have any other comments, compliments, questions, or concerns?

Answered: 47 Skipped: 15

Q7 Are you...

Answered: 61 Skipped: 1

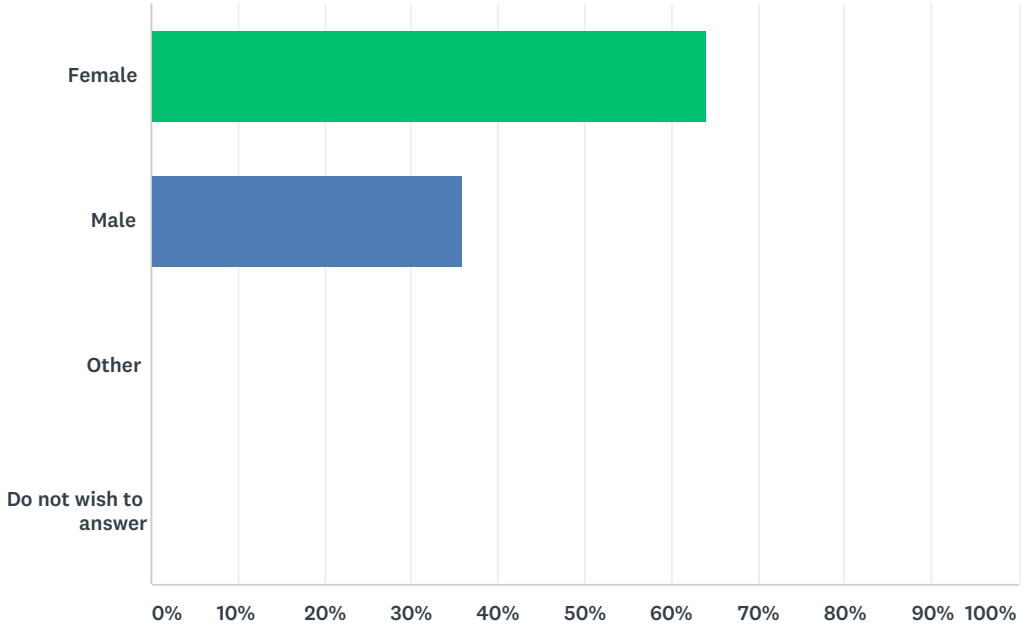

ANSWER CHOICES	RESPONSES	
Female	63.93%	39
Male	36.07%	22
Other	0.00%	0
Do not wish to answer	0.00%	0
TOTAL		61

Q8 What is your age?

Answered: 61 Skipped: 1

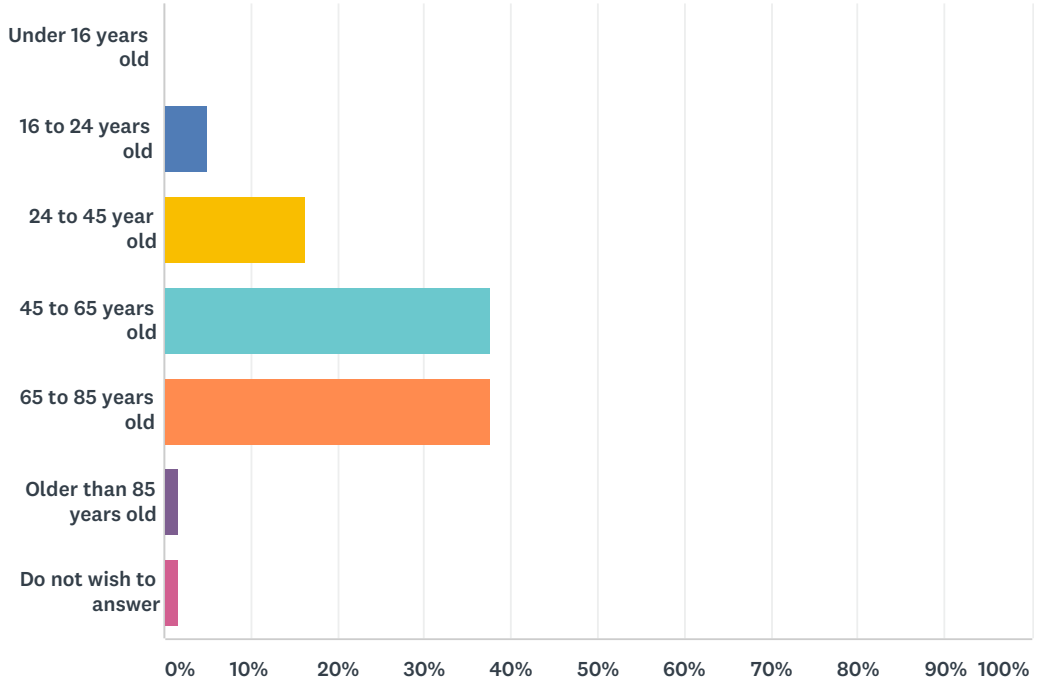

ANSWER CHOICES	RESPONSES	
Under 16 years old	0.00%	0
16 to 24 years old	4.92%	3
24 to 45 year old	16.39%	10
45 to 65 years old	37.70%	23
65 to 85 years old	37.70%	23
Older than 85 years old	1.64%	1
Do not wish to answer	1.64%	1
TOTAL		61

Q9 Is English your first language?

Answered: 61 Skipped: 1

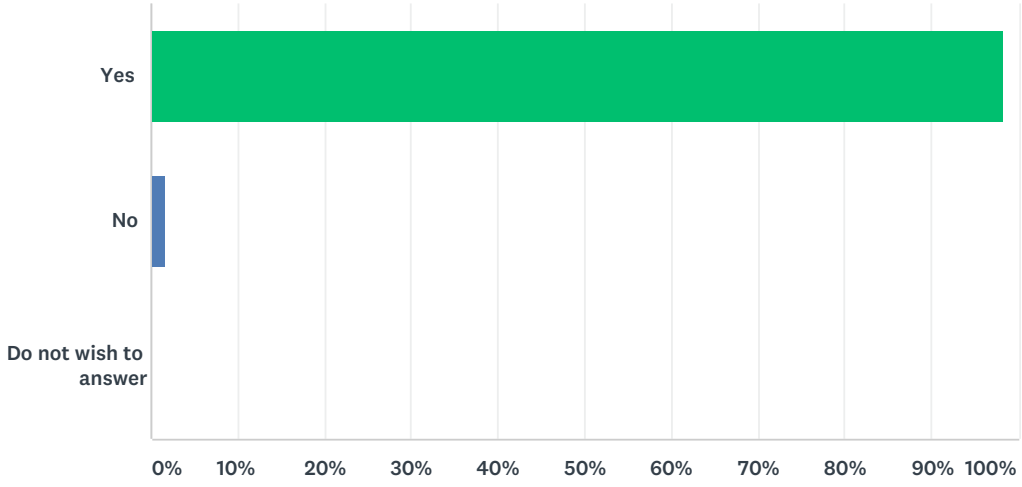

ANSWER CHOICES	RESPONSES	
Yes	98.36%	60
No	1.64%	1
Do not wish to answer	0.00%	0
TOTAL		61

Q10 Do you consider yourself to have a disability?

Answered: 62 Skipped: 0

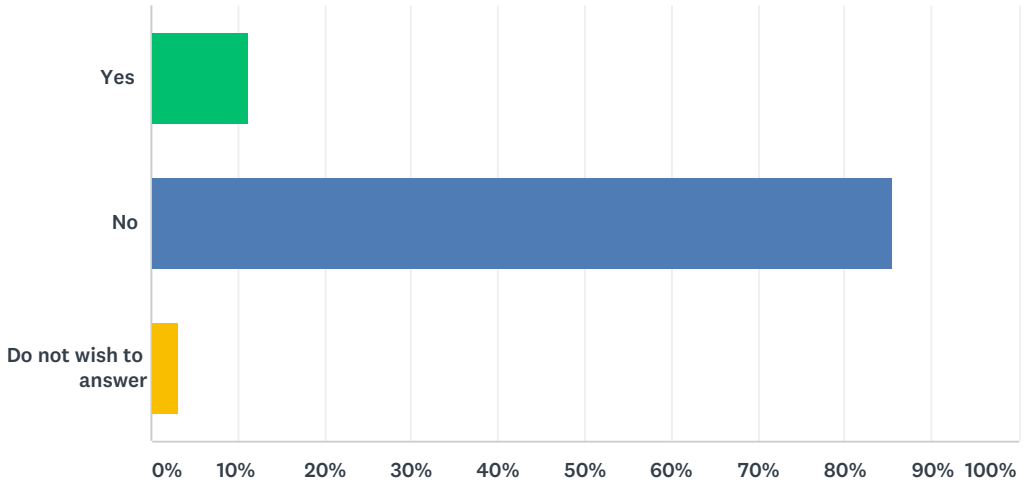

ANSWER CHOICES	RESPONSES	
Yes	11.29%	7
No	85.48%	53
Do not wish to answer	3.23%	2
TOTAL		62